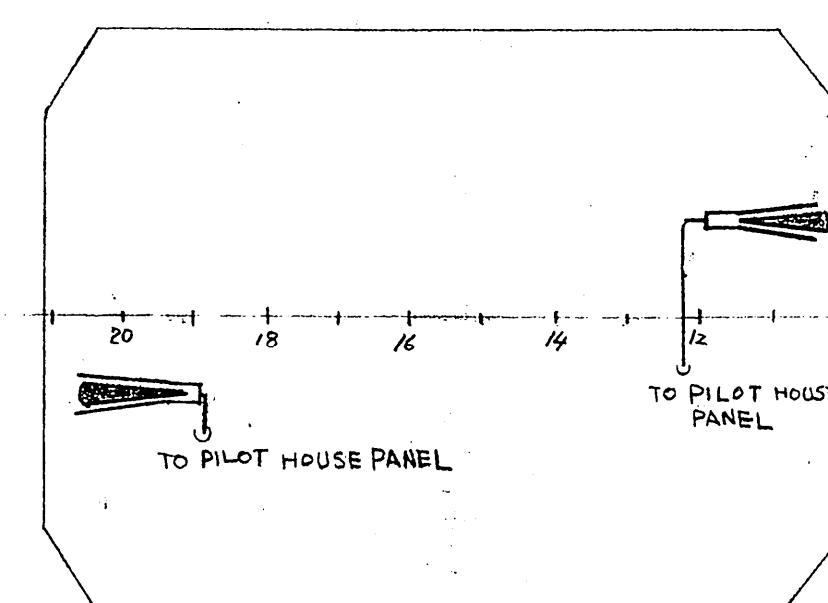
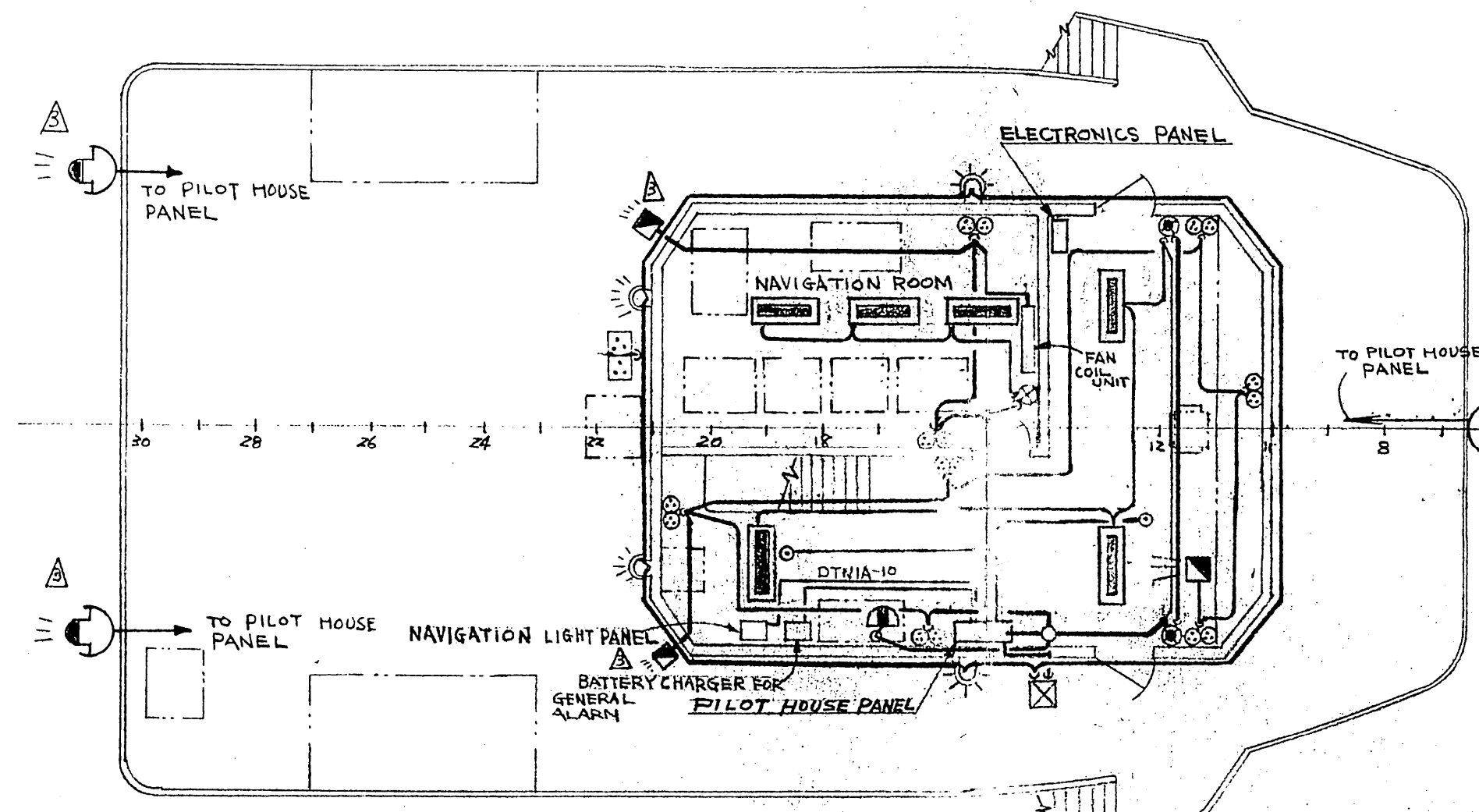


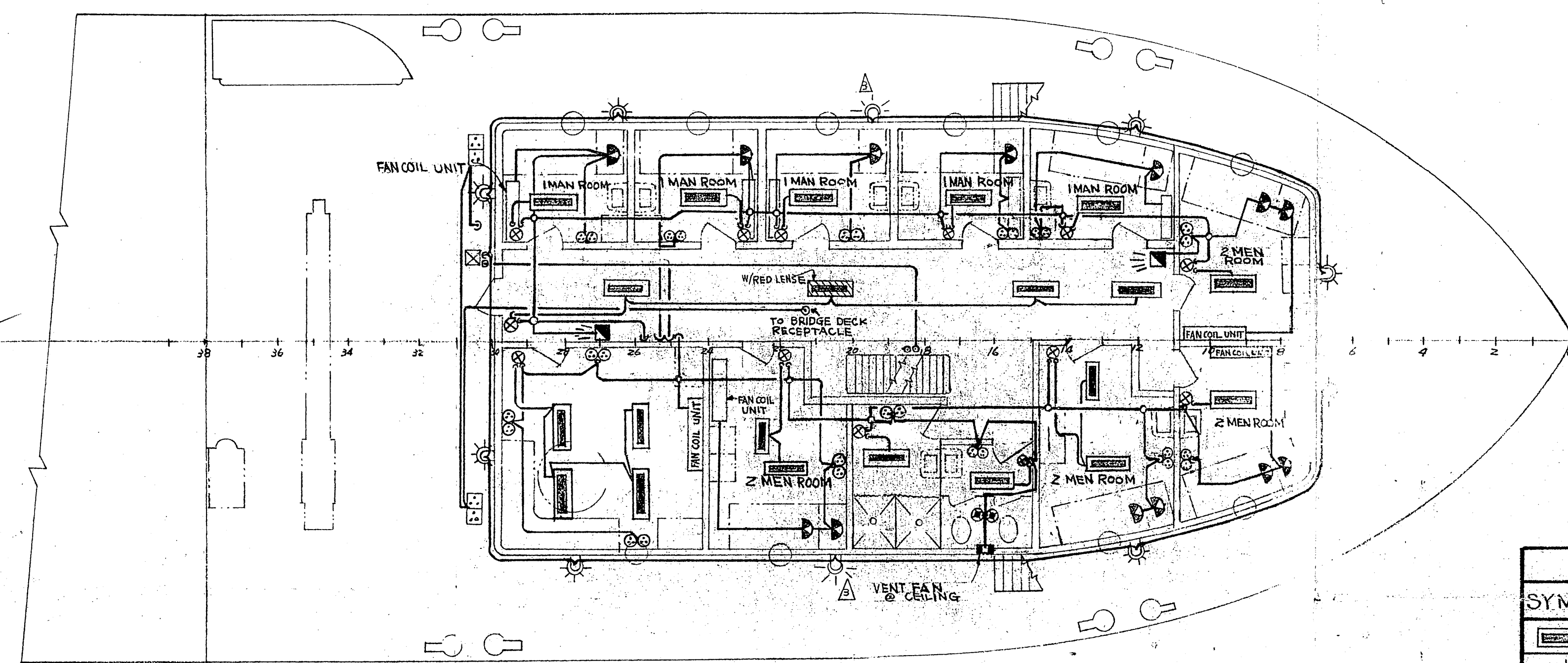
REV. MK.	DESCRIPTION	BY	DATE	APPROV.
1	GENERAL REVISION	TAK	JUN 27 1981	
2	REVISED THE LOCATION OF FLOOD LIGHTS, CEILING LIGHTS, ADDED FLOOD DECK RECEPTACLES, SIGNAL BELLS FOR WALKIN COOLER AND FREEZER. ADDED 240V DISTRIBUTION PANEL. REVISED THE TYPE OF CABLE.	TAK	AUG 24 1981	A.L.S.
3	ADDED WASHER AND DRYER IN TOILET & SHOWER ROOM ON MAIN DECK. ADDED EMERGENCY LIGHT ON AFT WALL OF PILOT HOUSE, RECEPTACLE IN MAGNETIC TAPES & VAPORCHOC STORE. REVISED THE LOCATION OF FLOOD LIGHT.	TAK	OCT 19 1981	A.L.S.
4	ADDED NOTE FOR GENERAL ALARM LISTED IN LEGEND TO BE OF U.S.C.G. APPROVED TYPE.	TAK	DEC 2 1981	A.L.S.



LIGHTING WIRING ON THE ROOF
SCALE: 3/16"=1'-0"



LIGHTING WIRING IN PILOT HOUSE
SCALE: 3/16"=1'-0"



LIGHTING WIRING ON FOGLE DECK
SCALE: 3/16"=1'-0"

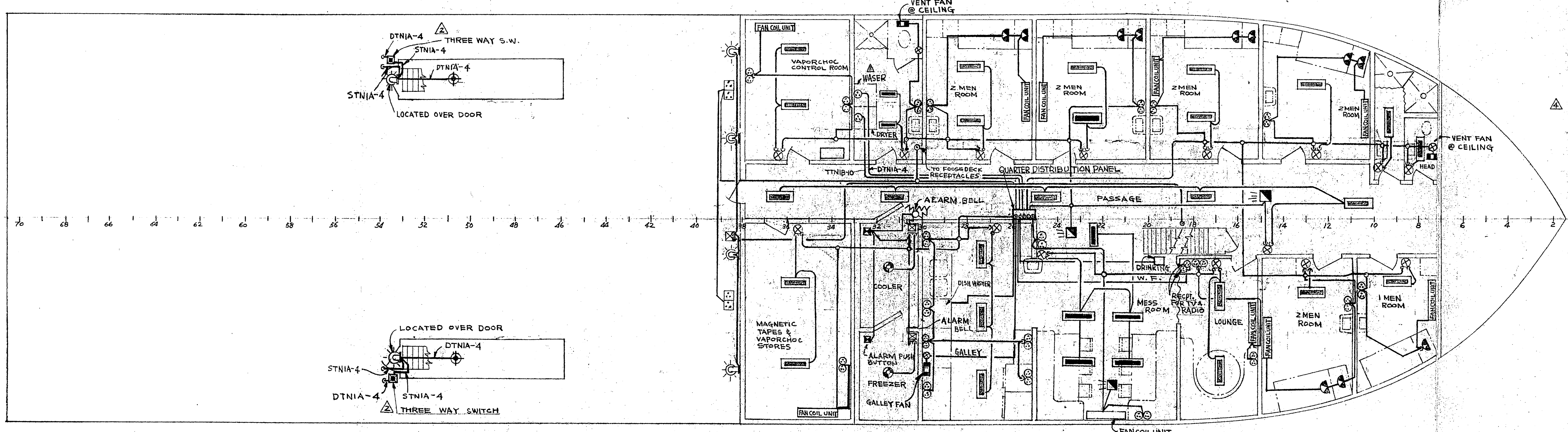
LEGEND		
SYMBOL	DESCRIPTION	REMARKS
	FLUORESCENT CEILING FIXTURE SURFACE MOUNT TYPE	PAULUHN MODEL# FLC-220 2-20W
	VAPOR PROOF BULKHEAD FIXTURE 100W	PAULUHN MODEL# 729 BF
	BERTH LIGHT W/24 3P 0" GROUND RECEPTACLE AND TOGGLE SWITCH	PAULUHN MODEL# 1055 40W
	CHART TABLE LIGHT FLUORESCENT FIXTURE W/SWITCH	PAULUHN MODEL# 1011-AS-RVDA
	INCANDESCENT CEILING FIXTURE VAPOR PROOF	PAULUHN MODEL# T18A
	FLOOD LIGHT	PHENIX M95B 1000 (HG. VAPOR)
	SPOTLIGHT 19"	CARLISLE - FRINCH READ COAT B WHEEL
	NON-WATER PROOF DOUBLE RECEPTACLE	PASSMAN & SEYMOUR 6300
	4" DIA. X 1 1/2" DEEP W/COVER GASKET W/4 WIRE CONNECTING BLOCK	PAULUHN MODEL# 571A OR EQ
	NON-WATER PROOF SWITCH FLUSH MOUNTING SINGLE POLE 10 AMP 250V	PAULUHN MODEL# 2201A OR EQ
	WATER PROOF SWITCH BOX SINGLE POLE 10AMP 250V	PAULUHN MODEL# 261A OR EQ
	ALARM BELL	WALL MOUNT 6" BELL U.S.C.G. APPROVED TYPE
	INCANDESCENT CEILING FIXTURE WATER PROOF 100W	PAULUHN MODEL# 733B
	EMERGENCY LIGHT	ROFLAN #101-2 EMERGENCY LANTERN
	THREE WAY SWITCH WATER PROOF	PAULUHN MODEL# 2129A
	FLUORESCENT CEILING FIXTURE W/RED LENS	PAULUHN MODEL# FLC-220 OREG 2-20W
	THREE WAY SWITCH NON-WATER PROOF FLUSH MOUNTING WATERPROOF 2 GANG RECEPTACLE	PAULUHN MODEL# 2518A PAULUHN # 2524

NOTE: ALL WIRE TO BE DTNIA-4 EXCEPT NOTED.
CONNECTIONS TO ELECTRONICS PANEL ARE RESERVED.

DESIGN ASSOCIATES, INC.
NAVAL ARCHITECTS MARINE ENGINEERS
NEW ORLEANS, LA.

TIDE WATER MARINE SERVICE
143' x 36' x 10' SEISMIC VESSEL
LIGHTING WIRING ARRANGEMENT IN QUARTER

Drawn: TAK Date: JUNE 26 81 Checked:
Traced: Date: Checked:
Aprvd: Date: Scale: 3/16"=1'-0"
Sheet Of Drawing No. C-2062-39 Revision Mark



LIGHTING WIRING ON MAIN DECK
SCALE: 3/16"=1'-0"